

Contact on the portfolio composition
Volta Admin Team
VoltaAdmin@list.db.com



Volta Finance Limited

Interim Management Statement
At 23 November 2010

By obtaining access to and reviewing this Interim Management Statement ("IMS"), you acknowledge and agree to be bound by the following:

This IMS does not constitute or form part of any offer or invitation to sell or issue, or any solicitation of any offer to purchase or subscribe for, any shares or other securities of Volta Finance Limited (the "Company") whose portfolio is managed by AXA Investment Managers Paris (the "Investment Manager"), or securities of any other entity (together, the "Securities"). Nor shall this IMS or any part of it nor the fact of its distribution or publication (on the Company's website or otherwise) form the basis of, or be relied on in connection with, any contract or investment decision in relation to the Securities. This IMS does not constitute a recommendation regarding the Securities. The information contained herein is for information purposes only, does not purport to contain all the information that may be required to evaluate the Company or any other entity or their respective financial positions.

This IMS speaks only as of its date and neither the Company nor the Investment Manager is under any obligation to update the information contained herein. Certain information and estimates contained herein are originated by or derived from third parties and therefore the accuracy and completeness of such information and estimates has not been verified. It should also be noted that the financial information contained herein has not been audited. No representation or warranty whatsoever, whether express or implied, is given by or on behalf of the Company, the Investment Manager, their affiliates, or their respective directors, officers or employees or any other person as to (a) the accuracy or completeness of the information or (b) the opinions contained in this IMS. None of the Company, the Investment Manager, any of their affiliates, or their respective directors, officers or employees or any other person accepts any liability whatsoever for any such information or opinions. Nothing contained herein shall be relied upon as a promise or representation whether as to past or future performance of the Company, any other entity, any Securities or any asset class in the Company's portfolio. No statement in this IMS is intended to be nor may be construed as a profit forecast and there can be no assurance that the assumptions described herein, the returns and targets (including without limitation target portfolio composition) indicated herein will be achieved.

The valuation of financial assets can vary significantly from the prices that the Company could obtain if it sought to liquidate the positions due to market conditions and general economic environment. Such valuations do not constitute a fairness or similar opinion and should not be regarded as such. They follow the valuation policy of the Company as adapted from time to time in the best interests of the shareholders, taking into account the evolutions and the illiquidity of financial markets.

Comment

Contact on the portfolio composition

Volta Admin Team
VoltaAdmin@list.db.com

Dear Shareholders and Investors,

Over the quarter, from the end of July 2010 to the end of October 2010, the Gross Asset Value (the “GAV”) of Volta Finance Limited (the “Company” or “Volta Finance” or “Volta”) went from €99.3m or €3.27 per share, to €115.5m or €3.81 per share.

During the same period, the Company invested €13.8m in 13 different assets and sold three assets for €7.0m. As a consequence, and taking into account a negative impact of €5.4m due to the USD depreciation, the principal amount of the asset base increased by the equivalent of €6.2m from €183.9m at the end of July 2010 to €190m at the end of October 2010.

	End of period nominal amounts			
	July 2009	January 2010	July 2010	October 2010
First loss tranches of Corporate Credit	25,3	25,3	25,4	26,3
Mezzanine tranches of Corporate Credit	0,0	14,7	15,6	14,7
First loss tranches of CDOs	37,4	46,1	51,8	44,4
Mezzanine debt tranches of CDOs	31,1	61,2	77,0	91,7
ABS (including near cash ABS asset)	13,3	15,7	14,0	13,0
cash	27,7	4,2	5,5	4,8
Total Nominal (excluding cash)	107,0	162,9	183,8	190,0
Include change due to USD variations	na	1,5	5,9	-5,4

This table takes into account losses of nominal amounts that could not be recouped for Corporate Credit and ABS; residual tranches of CLOs are accounted for by their remaining principal amount (78% of principal on average Volta’s residual positions at the end of October 2010) and USD nominal amounts being translated in euro using end of period cross rate.

During the quarter, cash flows generated by the Company’s assets, excluding asset sales and €2.1m of principal payments from short term ABS, amounted to €6.0m (non euro amounts being translated in euro using end of month currency rate). This amount could be compared to €5.3m for the most recent comparable 3-month period in 2010 (from the end of January 2010 to the end of April 2010). The cash generated by the assets, during the quarter under review, is rather significant, slightly above an annual rate of 26% of Volta’s asset valuation excluding cash at the beginning of the period (€93.8m).

As a consequence of the investments and sales made during the period and after taking into account the settlement of some expenses and the settlement of one end-of-period investment, the cash position in the Company’s accounts went from €5.8m at the end of July 2010 to €4.8m at the end of October 2010. This amount included €0.7m posted for margin calls linked to the currency hedge strategy of the Company. Since the end of October 2010 as a result of some further coupon payments and one investment, the cash position in the Company has decreased to €3.8m at the time of writing this statement.

Comment (continued)

Contact on the portfolio composition

Volta Admin Team
VoltaAdmin@list.db.com

The increase of the GAV during the quarter is mainly due to increases in the price of structured credit products as well as to the generation of cash flows from the underlying assets.

MARKET ENVIRONMENT AND LATEST DEVELOPMENTS

Over the quarter, the economic stabilization continued to sustain the performance of credit assets despite raising concerns regarding the financing of some government debts (Republic of Greece and Ireland amongst others). Governments and central banks demonstrated again their ability to bring some support to the current economic and financial situation and it contributed to the stabilization of financial markets over the period. From the end of July 2010 to the end of October 2010, the 5y European iTraxx index (series 13) and the 5y iTraxx European Crossover index (series 13) tightened significantly from respectively 105 and 479 bps to respectively 92 and 397 bps and the CSFB Leverage Loan Index, the average price for US liquid first lien loans, increased from 90.09% to 92.44%.**

VOLTA FINANCE PORTFOLIO

Corporate Credit

Over the quarter, no event of default materially affected the situation of the Corporate Credit holdings. However it should be mentioned that the first-loss positions in Jazz III and ARIA III remain highly sensitive to any credit event that could occur. The average price of these positions went from 28.1% of par to 34.6% from end of July 2010 to end of October 2010.

At the end of the period, 42% of this bucket is made of two junior-AAA and one A tranche of Corporate Credit portfolios bought in 2009 that benefited from a significant level of subordination contrary to the first loss positions. The average price of the debt tranches of Corporate Credit positions went from 53.1% at the end of July 2010 to 60.5% at the end of October 2010.

The Corporate Credit holdings that were all together valued at €18.1m at the end of July 2010 generated the equivalent of €2.6m of cash flows during the quarter (between end of July 2010 to end of October 2010) and are valued for €21.2m at the end of October 2010 (including a purchase for €0.350m during the quarter).

CDO

This bucket that accounted, at the end of October 2010 for 70% of the GAV, is composed of residual and mezzanine debt tranches of CLOs. During the quarter, defaults and downgrades in the underlying loan portfolios continued to occur, albeit at a slower pace than in the near previous quarters. On average overcollateralisation tests and residual payments of these structures improved during this quarter relative to the previous one.

Comment (continued)

Contact on the portfolio composition

Volta Admin Team
VoltaAdmin@list.db.com

At the end of October 2010, amongst the 12 residual CLO positions, two of them (Carlyle IX and Northwoods Capital) continued to suffer a diversion of their residual payment. The residual positions, that were valued at €30.4m at the end of July, have generated the equivalent of €2.2m during the quarter and have seen their valuation increasing to €29.6m at the end of October 2010 (despite the sale of one asset for €2.6m and the purchase of one asset for €0.4m). The average price of the 11 classic residual CLO positions (accounting for €19.7m and excluding one investment that is very specific considering its low level of leverage) was 44.5% at the end of October 2010 (38.2% at the end of July 2010 for the 10 existing classic residual positions at this time).

As regards the 39 mezzanine debt tranches held by Volta, which represent 44.6% of the end of October 2010 GAV, one of them continued to suffer a diversion of its coupon payments (Alpstar 2A E) but for all of them a full payment of coupons and principal is expected to be met under an average scenario for defaults and rating migrations.

The positions in mezzanine debt of CLOs that were valued at €38.4m at the end of July, have generated the equivalent of €0.9m of cash flows during the quarter and are valued at €51.9m at the end of October (including 11 assets purchased for €13.1m and 2 assets sold for €4.4 m)). The average price of the mezzanine debt tranches of CLO positions was 56.6% at the end of October 2010 (49.8% at the end of July for the 30 existing positions at this time).

ABS

Promise Mobility, a residual position on a very largely diversified portfolio of small and medium German companies was representing, at the end of October 2010, 67% of this asset class. Despite two monthly reports on this deal during the quarter demonstrating an increase in the accumulated losses, it continued to perform in line or above initial expectations. However, the difficult situation of the German economy, despite a strong commitment from the German government to limit the contamination of the German "Mittelstand" from the global economic crisis could, at some point in time, have an effect on the cash flows expected from this investment.

This asset, which was valued at €5.7m at the end of July 2010, has generated €0.4m of cash flows during the quarter and is valued at €5.8m at the end of October 2010.

The remaining portion of this asset class was made, at the end of October 2010, of two investments (for €2.9m) in short-term European ABS that have been purchased to improve the return on its cash position and by 6 positions in residuals of UK non-conforming residual loans ABS. These six positions were valued for almost zero at the end of April 2010 in line with the very poor cash flows that could be expected from these assets.

Since the end of October 2010 and at the date of publishing this statement, the Company's assets have continued to generate cash flows and the Company has continued investing: the equivalent €0.9m of cash flows have been received from existing assets and the equivalent of €1.4m have been engaged in recent purchases (one mezzanine debt of CLOs).

Comment (continued)

Contact on the portfolio composition

Volta Admin Team
VoltaAdmin@list.db.com

At the time of publishing this statement, considering the necessity to maintain some cash for margin calls that could arise from time to time from the hedging of the currency risk and the next dividend payment, the Company could be considered as fully invested.

Unless stated otherwise, the figures in this Interim Management Statement are as at end of October 2010 as valuations are available only on a monthly basis with some delays. Between 29 October 2010 and 23 November 2010, the date of publication of this Interim Management Statement, the Company is unaware about any significant event, materially affecting the Company's financial position or the Company's controlled undertaking.

** Index data source: Markit, Bloomberg.

This document is for information only and does not constitute an invitation or inducement to acquire shares in Volta Finance. Its circulation may be prohibited in certain jurisdictions and no recipient may circulate copies of this document in breach of such limitations or restrictions.

This document is not an offer of securities for sale in the United States. Securities may not be offered or sold in the United States absent registration with the United States Securities and Exchange Commission or an exemption from registration under the U.S. Securities Act of 1933, as amended (the "Securities Act"). Volta Finance has not registered, and does not intend to register, any portion of any offering of its securities in the United States or to conduct a public offering of any securities in the United States.

This document is being distributed by Volta Finance Limited in the United Kingdom only to investment professionals falling within article 19(5) of the Financial Services and Market Act 2000 (Financial Promotion) Order 2005 (the "Order") or high net worth companies and other persons to whom it may lawfully be communicated, falling within article 49(2)(A) to (E) of the Order ("Relevant persons"). The shares are only available to, and any invitation, offer or agreement to subscribe, purchase or otherwise acquire the shares will be engaged only with, relevant persons. Any person who is not a relevant person should not act or rely on this document or any of its contents. Past performance cannot be relied on as a guide to future performance.

This document contains statements that are, or may be deemed to be, "forward-looking statements". These forward-looking statements can be identified by the use of forward-looking terminology, including the terms "believes", "anticipates", "expects", "intends", "is/are expected", "may", "will" or "should". They include the statements regarding the level of the dividend, the current market context and its impact on the long-term return of Volta's investments. By their nature, forward-looking statements involve risks and uncertainties and readers are cautioned that any such forward-looking statements are not guarantees of future performance. Volta Finance's actual results, portfolio composition and performance may differ materially from the impression created by the forward-looking statements. Volta Finance does not undertake any obligation to publicly update or revise forward-looking statements.

Any target information is based on certain assumptions as to future events which may not prove to be realised. Due to the uncertainty surrounding these future events, the targets are not intended to be and should not be regarded as profits or earnings or any other type of forecasts. There can be no assurance that any of these targets will be achieved. In addition, no assurance can be given that the investment objective will be achieved."

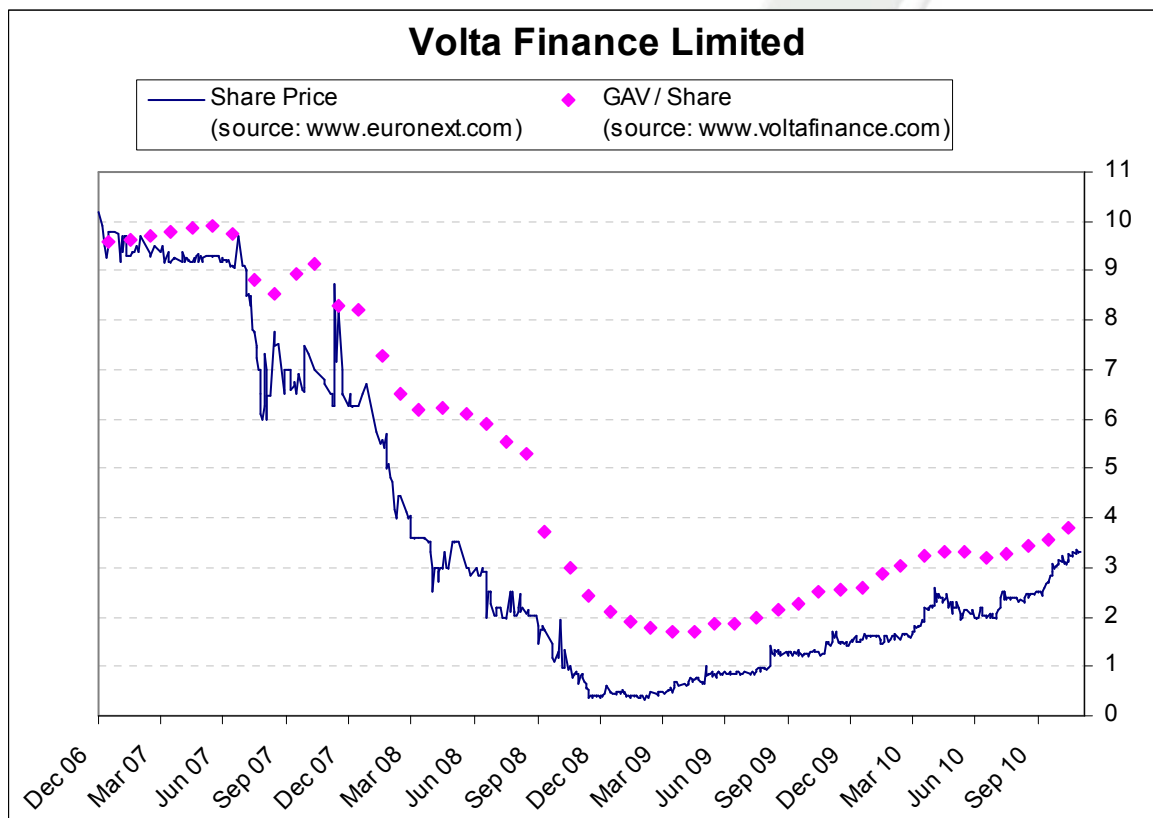
Gross Asset Value

Contact on the portfolio composition

Volta Admin Team
VoltaAdmin@list.db.com

	At 29.10.10	At 30.07.10	Note
Gross Asset Value (GAV - €)	115,466,320	99,264,391	
GAV per Share (€)	3.81	3.27	30 321 094 outstanding shares

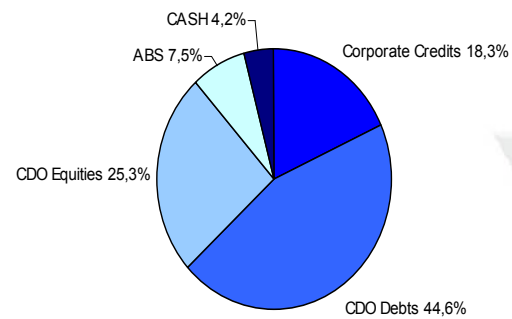
GAV and Share Price History



Portfolio Composition

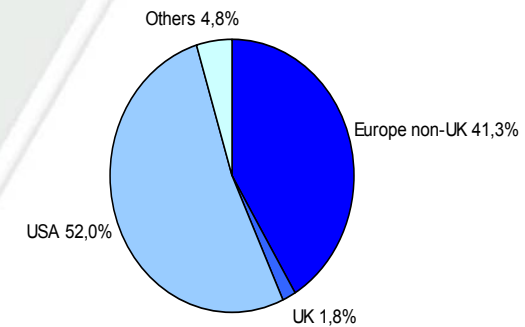
Contact on the portfolio composition
 Volta Admin Team
 VoltaAdmin@list.db.com

Breakdown by Primary Target Asset Class



Asset class	At 29.10.10 (€ million)	At 30.07.10 (€ million)
Corporate Credits	21.2	18.1
CDO Debts	51.6	38.0
CDO Equities	29.2	29.8
Asset Backed Securities	8.7	8.7
Cash	4.8	5.5

Breakdown by Geography *



Region	At 29.10.10 (€ million)	At 30.07.10 (€ million)
Europe non-UK	47.7	36.8
UK	2.1	2.3
USA	60.1	51.4
Others	5.6	9.7

* Look through. Includes the geographic exposure gained through the underlying portfolio of Jazz III, Aria II and Aria III. Does not include cash.

Volta Finance Portfolio Holdings: Complete List

Contact on the portfolio composition

Volta Admin Team
VoltaAdmin@list.db.com

Issuer	% GAV	Primary target asset class	Description of investment	Description of underlying asset	Manager/Service	Principal geographical exposure	ISIN	Arranging Institution
ARIA CDO III (tranche 0%-3%)	8.76	Corporate Credit	Bespoke CDO tranche	Majority investment grade corporate credit	Axa Investment Managers Paris	USA	XS0375442307	JP Morgan
TENNENBAUM OPPORTUNITIES FUND V	8.58	CDO	Residual of CLO	High yield bonds and loans	Tennenbaum Capital Partners, LLC	USA	NA	Wachovia Bank, N.A.
JAZZ III CDO – AB - Junior AAA debt	5.62	Corporate Credit	Mezzanine debt of Corporate CDO	Majority investment grade corporate credit	Axa Investment Managers Paris	USA	US47215CAB19	Merrill Lynch International
PROMISE MOBILITY 2006-1	5.03	ABS	Residual of ABS	German SME first loss	IKB	Europe non-UK	NA	Deutsche Bank
MCDONNELL LOAN OPPORTUNITY LTD	3.18	CDO	Mezzanine debt of CLO	Broadly syndicated loans	McDonnell Investment Mgt LLC	USA	USG6016MAA11	Deutsche Bank
OAK HILL European Credit 2007 – C1 – A debt	2.59	CDO	Mezzanine debt of CLO	Broadly syndicated loans	OAK HILL	Europe non-UK	XS0300347910	Deutsche Bank
WASATCH CLO LTD	2.54	CDO	Residual of CLO	Broadly syndicated loans	Invesco	USA	USG94608AB57	JP Morgan
GOLDEN TREE LOAN OPPORTUNITIES	2.24	CDO	Residual of CLO	Broadly syndicated loans	Golden Tree	USA	USG39607AC37	Deutsche Bank
BATALLION CLO LT-EQUITY	2.13	CDO	Residual of CLO	Broadly syndicated loans	Brigade Capital Management	USA	USG08887AA27	Deutsche Bank
PUMCL 2008- E – BB Debt	2.02	CDO	Mezzanine debt of CLO	Broadly syndicated loans	M&G Investment Management Ltd	Europe non-UK	XS0368831896	RBS
CHEYNE CREDIT OPPORTUNITY CDO – BBB debt	1.97	CDO	Mezzanine debt of CLO	Broadly syndicated loans	Nomura	Europe non-UK	XS0243225728	Cheyne Capital Management Limited
SANDS POINT FUNDING LTD	1.94	CDO	Residual of CLO	Middle market loans	Guggenheim	USA	USG7800DAA93	Deutsche Bank

Volta Finance Portfolio Holdings: Complete List (ctd.)

Contact on the portfolio composition

Volta Admin Team
VoltaAdmin@list.db.com

Issuer	% GAV	Primary target asset class	Description of investment	Description of underlying asset	Manager/Service	Principal geographical exposure	ISIN	Arranging Institution
GALAXY VII CLO LTD	1.94	CDO	Residual of CLO	Broadly syndicated loans	AIG	USA	USG25796AB20	Morgan Stanley
JAZZ III CDO (IRELAND) P.L.C.	1.91	Corporate Credit	Residual of Corporate CDO	Majority investment grade corporate credit	Axa Investment Managers Paris	USA	XS0263617374 / XS0263615675	Merrill Lynch International
ICE 1 Emerg CLO- A3 – AA Debt	1.88	CDO	Mezzanine debt of CLO	Emerging Debt	ICE Canyon LLC	Other	USG4746PAD09	CitiGroup
LIGHTPOINT CLO V, LTD	1.87	CDO	Residual of CLO	Broadly syndicated loans	Lightpoint	USA	USG5487GAG31	Credit Suisse
Dryden XVII - Junior AAA Debt	1.79	Corporate Credit	Senior Tranche of CSO	Majority investment grade corporate credit	Prudential IM	USA	USG7546RAP40	UBS
OAK HILL EUROPEAN CREDIT PARTNERS PLC	1.77	CDO	Mezzanine debt of CLO	Broadly syndicated loans	Oak Hill	Europe non-UK	XS0300349379	Deutsche Bank
Fastnet Sec No 1 - AAA Debt	1.72	ABS	Senior debt of ABS	Europe Residential Loans	Irish Life & Permanent PLC	Europe non-UK	XS0369429161	BNP Paribas
Boyne Valley 1X – C1 - A debt	1.65	CDO	Mezzanine debt of CLO	Broadly syndicated loans	AIB Capital Markets	Europe non-UK	XS0235642971	JP Morgan
LightPoint CLO V – C – BBB Debt	1.54	CDO	Mezzanine debt of CLO	Broadly syndicated loans	Lightpoint	USA	USG5487GAD00	Credit Suisse
BATALLION CLO LTD – D - BBB debt	1.51	CDO	Mezzanine debt of CLO	Broadly syndicated loans	Brigade Capital Management	USA	US071322AE14	Deutsche Bank
LIGHTPOINT PAN EUROPEAN CLO PLC	1.51	CDO	Residual of CLO	Broadly syndicated loans	Lightpoint	Europe	XS0282169803	Credit Suisse
ADAGIO III CLO – E - BB debt	1.49	CDO	Mezzanine debt of CLO	Broadly syndicated loans	Axa Investment Managers Paris	Europe non-UK	XS0262683971	Lehman Brothers
Centurion 10 – E - BB debt	1.41	CDO	Mezzanine debt of CLO	Broadly syndicated loans	River Source Investments LLC	USA	US15132PAA12	Morgan Stanley
LAURELIN – D1 – BBB debt	1.40	CDO	Mezzanine debt of CLO	Broadly syndicated loans	Golden Tree Asset Management LP	Europe non-UK	USG39607AC37	Barclays Capital

Volta Finance Portfolio Holdings: Complete List (ctd.)

Contact on the portfolio composition

Volta Admin Team
VoltaAdmin@list.db.com

Issuer	% GAV	Primary target asset class	Description of investment	Description of underlying asset	Manager/Servicer	Principal geographical exposure	ISIN	Arranging Institution
BATALLION CLO LTD – E - BB debt	1.36	CDO	Mezzanine debt of CLO	Broadly syndicated loans	Brigade Capital Management	USA	USG08889AF79	Deutsche Bank
Madison Park Funding E - BB debt	1.34	CDO	Mezzanine debt of CLO	Broadly syndicated loans	Credit Suisse Alternative Capital	USA	USG5744QAA34	Merrill Lynch
DUANE STREET CLO – C1 - AA debt	1.27	CDO	Mezzanine debt of CLO	Broadly syndicated loans	Dimaio Capital	USA	US26321804	Morgan Stanley
RMF Euro CDO	1.26	CDO	Mezzanine debt of CLO	Broadly syndicated loans	PEMBA Credit Advisors	Europe non-UK	XS0292424024	BNP Paribas
Limerock 1A – D –BB Debt	1.25	CDO	Mezzanine debt of CLO	Broadly syndicated loans	Invesco	USA	US532623AH83	Credit Suisse
ORYX 1X – D – BBB Debt	1.22	CDO	Mezzanine debt of CLO	Broadly syndicated loans	AXA IM	Europe non-UK	XS0230415373	UBS
CARLYLE HY PART IX	1.15	CDO	Residual of CLO	Broadly syndicated loans	Carlyle	USA	KYG1908R1048	Lehman Brothers
ADAGIO III CLO – C - A debt	1.13	CDO	Mezzanine debt of CLO	Broadly syndicated loans	Axa Investment Managers Paris	Europe non-UK	XS0262682148	Lehman Brothers
LFE IV – S4 – BBB-Debt	1.10	CDO	Mezzanine debt of CLO	Broadly syndicated loans	BNP Paribas	Europe non-UK	XS0269248398	BNP Paribas
Green Lane CLO –C - BBB debt	1.08	CDO	Mezzanine debt of CLO	Broadly syndicated loans	Guggenheim	USA	US393106AJ84	Wachovia Bank N.A.
ALPSTAR CLO 2 PLC – E - BB debt	1.03	CDO	Mezzanine debt of CLO	Broadly syndicated loans	Alpstar Management	Europe non-UK	XS0291723079	Bank of America
H1776 CLO – D - BBB debt	1.00	CDO	Mezzanine debt of CLO	Broadly syndicated loans	W.R.Huff Asset Management	USA	US81806PAE07	Lehman Brothers
COLTS 2007-1X D	0.97	CDO	Mezzanine debt of CLO	Middle Market loans	Structured Asset Investors, LLC	USA	USG23108AD83	Wachovia Bank N.A.
Harvest IV – C - A debt	0.96	CDO	Mezzanine debt of CLO	Broadly syndicated loans	Mizuho Corporate Bank	Europe non-UK	XS0189775249	Merrill Lynch
Apidos 2006 3 – C – BBB debt	0.95	CDO	Mezzanine debt of CLO	Broadly syndicated loans	Apidos Capital Management	USA	US03761KAG31	Morgan Stanley

Volta Finance Portfolio Holdings: Complete List (ctd.)

Contact on the portfolio composition

Volta Admin Team
VoltaAdmin@list.db.com

Issuer	% GAV	Primary target asset class	Description of investment	Description of underlying asset	Manager/Service	Principal geographical exposure	ISIN	Arranging Institution
OAK HILL EUROPEAN CREDIT PARTNERS PLC	0.88	CDO	Residual of CLO	Broadly syndicated loans	Oak Hill	Europe non-UK	XS0300349700	Deutsche Bank
Leverage Fin Cap II – SII - AA-Debt	0.85	CDO	Mezzanine debt of CLO	Broadly syndicated loans	BNP Paribas	Europe non-UK	XS0174376151	BNP Paribas
EURO GALAXY CLO BV – E – BB debt	0.85	CDO	Mezzanine debt of CLO	Broadly syndicated loans	AIG Global Investments	Europe non-UK	US29871UAG31	Morgan Stanley
RMAC 2004-NS2 – senior AAA nebt	0.78	ABS	Senior debt of ABS	UK non-conforming RMBS	GMAC-RFC	United Kingdom	XS0194465141	HSBC - RBS
ADAGIO II CLO – D1 - BBB debt	0.72	CDO	Mezzanine debt of CLO	Broadly syndicated loans	Axa Investment Managers Paris	Europe non-UK	XS0237058424	Merrill Lynch International
Guggenheim 1888 Fund LTD –C – BBB debt	0.64	CDO	Mezzanine debt of CLO	Broadly syndicated loans	Guggenheim	USA	USG6752LAD58	Wachovia Bank N.A.
GALAXY VIII CLO LTD – E –BB Debt	0.63	CDO	Mezzanine debt of CLO	Broadly syndicated loans	AIG	USA	US36317KAA51	Morgan Stanley
Apidos CDO	0.52	CDO	Mezzanine debt of CLO	Broadly syndicated loans	Apidos Capital Management	USA	US03761NAA00	Morgan Stanley
NORTHWOODS CAPITAL LIMITED	0.50	CDO	Residual of CLO	Broadly syndicated loans	Angelo Gordon	USA	USG6666RAB18	JP Morgan
Lightpoint 2005 – C - BBB Debt	0.49	CDO	Mezzanine debt of CLO	Broadly syndicated loans	Lightpoint	USA	USG54885AE11	Credit Suisse
Century CDO 2007 – C - BBB Debt	0.42	CDO	Mezzanine debt of CLO	Broadly syndicated loans	Lightpoint	USA	USG54885AE11	Credit Suisse
COLTS Trust CLO – C - A debt	0.41	CDO	Mezzanine debt of CLO	Middle Market loans	Structured Asset Investors, LLC	USA	USG23108AC01	Wachovia Bank N.A.
ATRIUM CDO – D1 - BB Debt	0.38	CDO	Mezzanine debt of CLO	Broadly syndicated loans	CSAS	USA	US049629AF50	CSFB
Denali Capital VI	0.32	CDO	Residual of CLO	Broadly syndicated loans	Denali Capital LLC	USA	US24821MAB46	JP Morgan
Octagon IP XI – D - BB debt	0.28	CDO	Mezzanine debt of CLO	Broadly syndicated loans	Octagon Investment Partners	USA	USG67245AF09	Citigroup / GS

Volta Finance Portfolio Holdings: Complete List (ctd.)

Contact on the portfolio composition

Volta Admin Team
VoltaAdmin@list.db.com

Issuer	% GAV	Primary target asset class	Description of investment	Description of underlying asset	Manager/Service	Principal geographical exposure	ISIN	Arranging Institution
JAZZ III CDO (IRELAND) P.L.C. – CA - A debt	0.27	Corporate Credit	Mezzanine debt of Corporate CDO	Majority investment grade corporate credit	AXA Investment Managers Paris	USA	XS0262646697	Merrill Lynch International
Leopard CLO BV – BB Debt	0.26	CDO	Mezzanine debt of CLO	Broadly syndicated loans	M&G Investment Management Ltd	Europe non-UK	XS0251752472	RBS
BLACK DIAMOND CLO LTD - 2005-2X E1	0.17	CDO	Mezzanine debt of Corporate CDO	Broadly syndicated loans	Black Diamond Capital Management LLC	USA	XS0232465202	Bear Stearns
RMAC 2007-NS1	0.00	ABS	Residual of ABS	UK non-conforming RMBS	GMAC-RFC	United Kingdom	NA	HSBC - RBS
ALBA 2007-1 PLC	0.00	ABS	Residual of ABS	UK non-conforming RMBS	Oakwood	United Kingdom	NA	Credit Suisse
ALBA 2006-1 PLC	0.00	ABS	Residual of ABS	UK non-conforming RMBS	Oakwood	United Kingdom	NA	Credit Suisse
NEWGATE FUNDING PLC 2006-2	0.00	ABS	Residual of ABS	UK non-conforming RMBS	Mortgage Plc	United Kingdom	NA	Merrill Lynch International
ALBA 2006-2 PLC	0.00	ABS	Residual of ABS	UK non-conforming RMBS	Oakwood	United Kingdom	NA	Credit Suisse
EUROSAIL 2006-1 PLC	0.00	ABS	Residual of ABS	UK non-conforming RMBS	SPML	United Kingdom	NA	Lehman Brothers

Asset Class Analysis

Contact on the portfolio composition
Volta Admin Team
VoltaAdmin@list.db.com

Asset Class	Number of Positions at 29/10/10	Average Position Size (€) at 29/10/10
Corporate Credit	5	4,237,138
CDO Debt	39	1,321,881
CDO Equity	12	2,433,827
ABS	9	966,521

About Volta Finance Ltd

Contact on the portfolio composition

Volta Admin Team
VoltaAdmin@list.db.com

Volta Finance Limited is incorporated in Guernsey under the Companies (Guernsey) Laws, 1994 to 1996 (as amended) and listed on Euronext Amsterdam. Its investment objectives are to preserve capital and to provide a stable stream of income to its shareholders through dividends. For this purpose, it pursues a multi-asset investment strategy targeting various underlying assets. The assets that the Company may invest in either directly or indirectly include, but are not limited to: corporate credits; sovereign and quasi-sovereign debt; residential mortgage loans; automobile loans. Volta Finance Limited's basic approach to its underlying assets is through vehicles and arrangements that provide leveraged exposure to some of those underlying assets.

Volta Finance Limited has appointed AXA Investment Managers Paris, an investment management company with a division specialised in structured credit, for the investment management of all its assets.

Corporate Credits

Investment grade, sub-investment grade and unrated credits. These may include industrial companies as well as financial institutions (such as banks), among others. The Company uses the term "corporate credits" to refer both to cash obligations (bonds or loans) of corporate or other commercial borrowers and to synthetic arrangements (such as credit default swaps) referencing these entities.

The Company's focus in this area is on acquiring or creating leveraged exposure to diversified portfolios of these credits (e.g., through bespoke collateralised swap obligations ("CSOs")). The Company includes in this Primary Target Asset Class cash and synthetic CDOs/CSOs that have corporate credits a majority of which are investment grade.

Asset-Backed Securities

The Company's initial focus in this area is on residual income positions of asset-backed securities, although the Company may also invest in debt tranches of ABS.

CDOs

The Company intends to invest in the securities of collateralised debt obligations, collateralised loan obligations (CLO), collateralised synthetic obligations and similar leveraged investment vehicles (collectively "CDOs").

The Company's focus in this Primary Target Asset Class is through residual income or mezzanine debt positions of CLOs actively managed.